



PIATTAFORMA PER LAVORO AEREO AUTOCARRATA

TRUCK-MOUNTED AERIAL LIFT WORK PLATFORM

HUBARBEITSBÜHNE AUF LKW

NACELLE ÉLÉVATRICE ARTICULÉE



PT180

isoli@isoli.com | www.isoli.com





DIMENSIONI / OVERALL DIMENSION / GESAMTABMESSUNGEN / DIMENSIONS [mm]

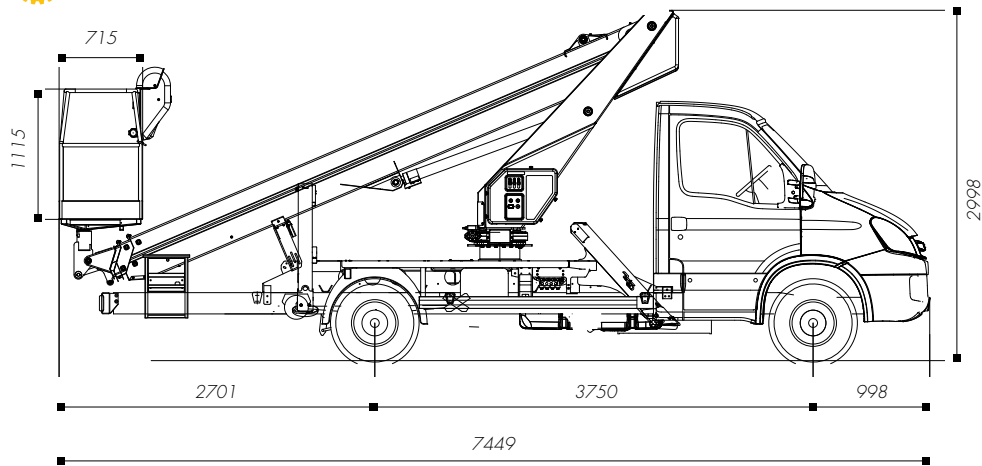
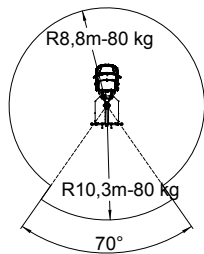
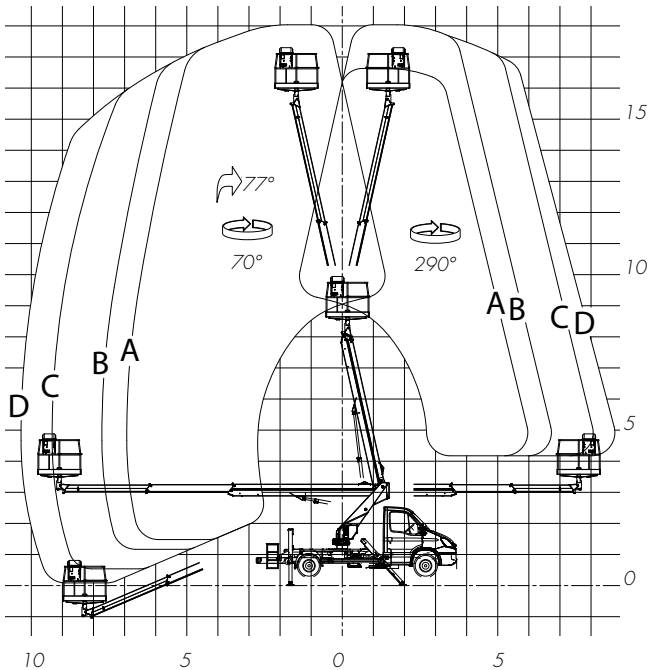


DIAGRAMMA DI LAVORO / WORKING DIAGRAM / ARBEITSDIAGRAMM / SCHÉMA DE TRAVAIL [m]



CARATTERISTICHE TECNICHE / TECHNICAL FEATURES / TECHNISCHE EIGENSCHAFTEN / DETAILS TECHNIQUES

Altezza max. di lavoro Max. working height Max. Arbeitshöhe Hauteur travail	17,8 m
Sbraccio max. di lavoro Max. working boom extension Max. Reichweite Portée à hauteur maximale	10,3 m
Portata Capacity Traglast Charge utile	250 Kg
Altezza piano calpestio Walk-on surface height Korbbodenhöhe Hauteur plancher	15,8 m
Rotazione sovrastruttura Upperstructure rotation Drehung Oberwagen Rotation tourelle	400°
Cesta Basket Arbeitskorb Panier	Alluminio 1400x710x1100 mm Aluminium 1400x710x1100 mm Aluminium 1400x710x1100 mm Aluminium 1400x710x1100 mm
Rotazione cesta Basket rotation Korbschwenkung Rotation panier	+/- 90°
Stabilizzatori Outriggers Abstützungen Stabilisation	A-A
Comandi Controls Steuerungen Commandes	Idraulici Hydraulic Hydraulisch Hydrauliques